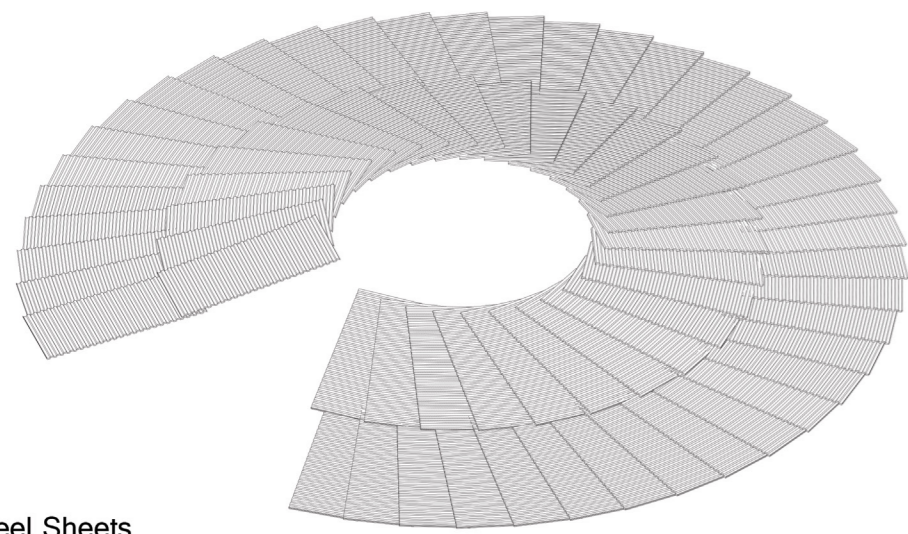


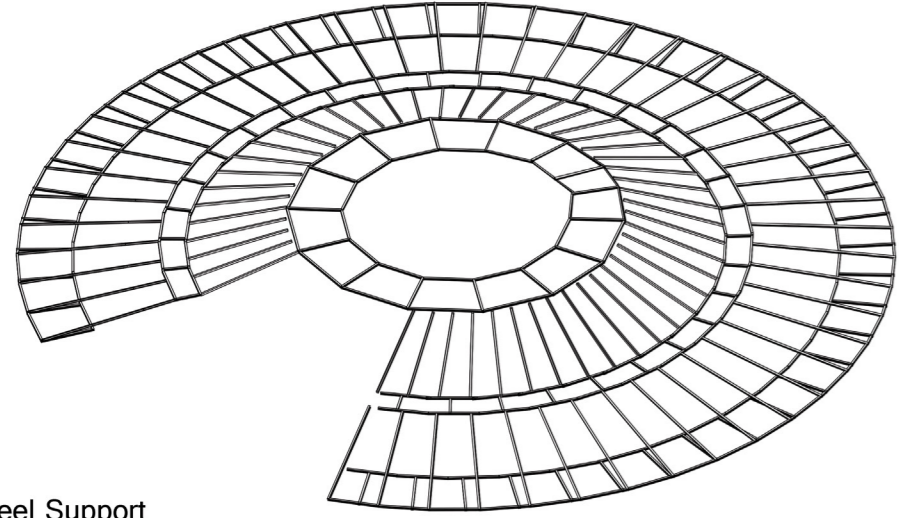
NORTHERN NODES



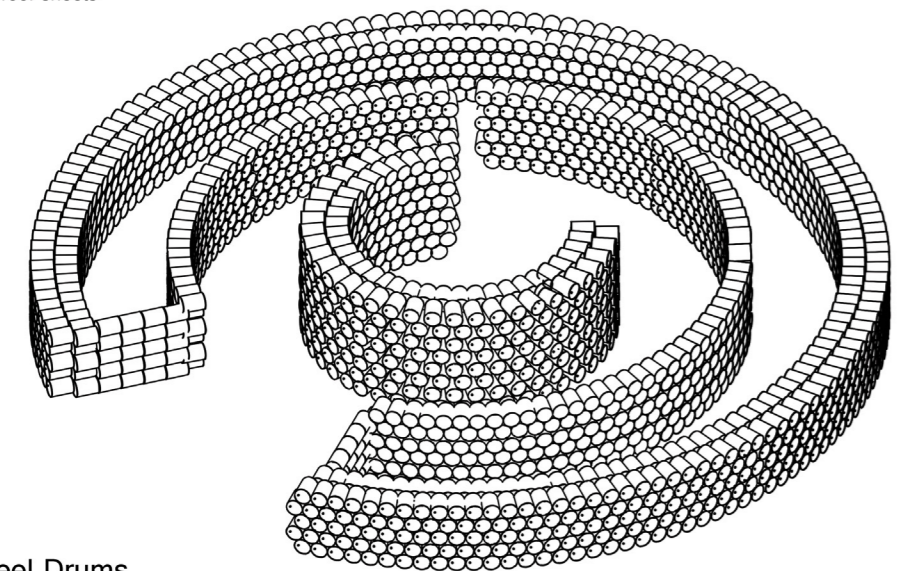
In the arctic wild two travellers are fishing in the icy landscape: a father and his daughter are out to gather food. After many hours, weariness sets in, and the two begin to look for shelter for the night. Amongst the vast horizontality of the landscape, a signal post appears: an Inuksuk. These symbols radiate across the vastness of the landscape, a signal of shelter nearby. At their centre far in the distance, a node is visible; it signals life, civilization, shelter. The travellers are drawn to this centre of life, away from the bitter cold and harsh wind. Within its protective forms they find warmth, hearth and community. The elderly women who maintain this centre welcome the travellers, exchange goods and provide food and warmth. In this way, a further network is established through the region, like a constellation. Wanderers from far flung villages can now encounter one another, prepare food together and gather around the fire to share stories, to share unique perspectives and to experience spiritual replenishment.



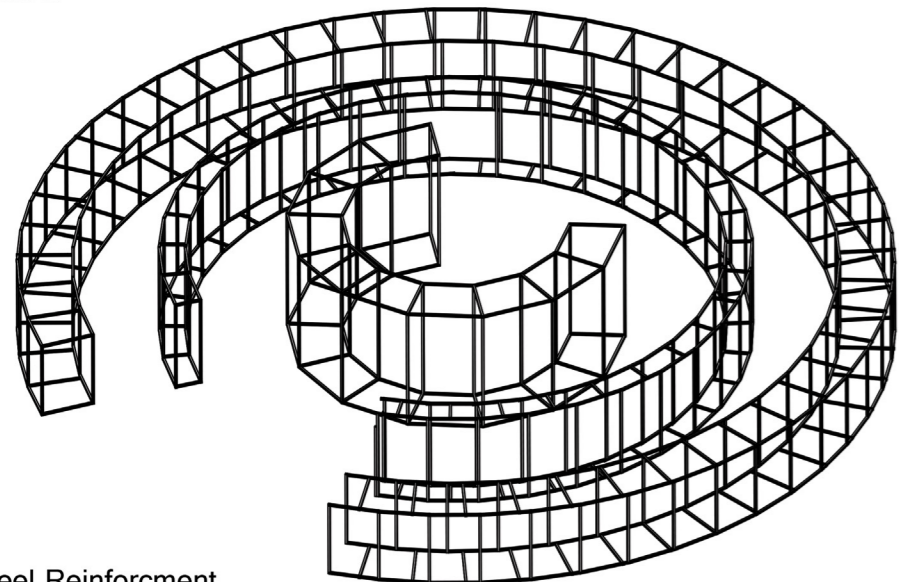
Steel Sheets
for roofing




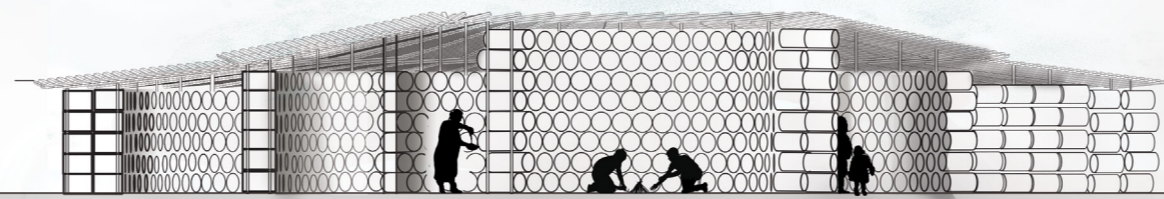
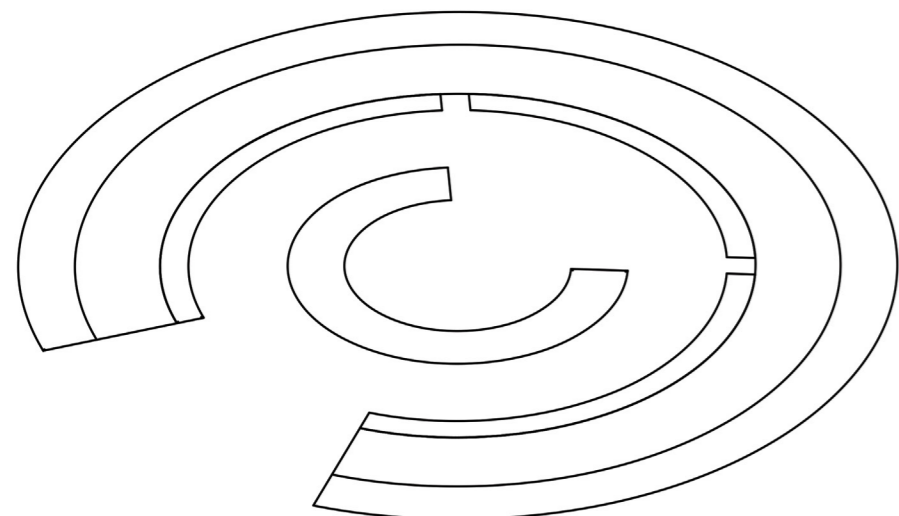
Steel Support
for roof sheets



Steel Drums
for wall fill



Steel Reinforcement
to stabilize drums



The isolation of the North becomes a problem for the Inuit. Building supplies are a challenge, so the design encompasses recycled materials from supplies from the South. Steel drums, so ubiquitous in their small villages, littering yards or repurposed for storage are now reimagined as a standard unit for structure. They allow for adaptive design, almost as the brick has been used as a modular unit to create a variety in form, the steel drum now becomes the vehicle for user-driven design to meet his or her own needs or particular landscape. Addition support is found in the dis-assembled steel shipping container; the skeleton is used for vertical Zsupport within the structure, and laterally stabilize the barrels, where the skin-like panels are used for roofing. These components assemble to create a community space, placing its users in an imaginative environment where sharing of skills, stories, and innovation is encouraged, especially for the community's youth. In this way, the building itself becomes a catalyst for teaching and for maintaining the essence of Inuit culture.

Legend: 1 Entrance 2 Garden 3 Food Preparation 4 Fire Node 5 Storage 6 Sleeping Nooks

